

Human Body Odour Composites Are Not Perceived More Positively than the Individual Samples

i-Perception

2018 Vol. 9(3), 1–15

© The Author(s) 2018

DOI: 10.1177/2041669518766367

journals.sagepub.com/home/ipe

**Jitka Fialová**

Faculty of Science, Charles University, Prague, Czech Republic; National Institute of Mental Health, Klecany, Czech Republic

Agnieszka Sorokowska

Institute of Psychology, University of Wrocław, Poland; Smell & Taste Clinic, Department of Otorhinolaryngology, TU Dresden, Germany

S. Craig Roberts

School of Natural Sciences, University of Stirling, UK

Lydie Kubicová

Faculty of Humanities, Charles University, Prague, Czech Republic

Jan Havlíček

Faculty of Science, Charles University, Prague, Czech Republic; National Institute of Mental Health, Klecany, Czech Republic

Abstract

It is well established that composite facial images are perceived as more attractive compared with individual images, suggesting a preference for heterozygosity. Similarly, there is evidence that preferences for body odours might be linked to heterozygosity. Here, we tested whether blending individual body odours into composites would follow a similar pattern as observed in the perception of faces. We collected axillary odour samples from 38 individuals, which were subsequently assessed individually and as composites of two ($N = 19$) or four ($N = 9$) body odours regarding their pleasantness, attractiveness and intensity. We found no significant differences between mean ratings of individual odour samples or composites of two or four odour samples. Our results indicate that, in contrast to faces, composite body odours are not rated as more attractive. Composite body odours retain similar hedonic perceptual qualities as individual odours, thus highlighting differences in visual and chemosensory perceptual mechanisms.

Corresponding author:

Jitka Fialová, Faculty of Science, Charles University, Viničná 7, 128 44 Prague, Czech Republic.
Email: jitka.fialova@natur.cuni.cz



Creative Commons CC BY: This article is distributed under the terms of the Creative Commons Attribution 4.0 License (<http://www.creativecommons.org/licenses/by/4.0/>) which permits any use, reproduction and distribution of the work without further permission provided the original work is attributed as specified on the SAGE and Open Access pages (<https://us.sagepub.com/en-us/nam/open-access-at-sage>).

Keywords

heterozygosity, averageness, odour blend, olfaction, MHC, mate preferences

Date received: 17 May 2017; accepted: 26 February 2018

Introduction

A robust body of evidence indicates that composite facial images are perceived as more attractive compared with the mean attractiveness rating of their constituent images. The phenomenon was first noted by Galton (1879) who used photographic superimposing techniques to combine facial images. More recent studies have improved upon these techniques, using computer graphics to generate composite facial images (Grammer & Thornhill, 1994; Langlois, Roggman, & Musselman, 1994; Rhodes, Sumich, & Byatt, 1999; Rhodes & Tremewan, 1996), and finding that composites are considered more attractive than almost all constituent faces. Furthermore, there is generally a positive association between the number of individual images constituting a composite image and its attractiveness and averageness ratings (Langlois & Roggman, 1990), although average faces may not be the most attractive (Perrett, May, & Yoshikawa, 1994).

The attractiveness of average faces may result from two different mechanisms. First, it might be a by-product of visual system processing by which average faces can be processed faster because they resemble a mental representation of a prototypical face (Enquist & Arak, 1994). Indeed, it appears that prototypes are processed faster and have a higher probability of recognition (Posner & Keele, 1968; Smith, Shoben, & Rips, 1974), and visual processing is more fluent as reflected in decreased activity in the posterior occipital cortex (Aizenstein et al., 2000). In addition, there is a positive relationship between prototypicality and preference, consistent with the observation that an increase in processing fluency also increases liking (Martindale & Moore, 1988; Whitfield & Slatter, 1979). An alternative explanation proposes that facial averageness might be a marker of heterozygosity (i.e., genetic diversity at certain loci; Lie, Rhodes, & Simmons, 2008; Thornhill & Gangestad, 1993). It has therefore been argued that attractiveness of average faces might be a perceptual adaptation to favour heterozygous individuals (Thornhill & Gangestad, 1993). Heterozygosity in some loci positively affects viability of the organism, as deleterious alleles are predominantly expressed in recessive fashion (i.e., only in homozygotes). Further, benefits of mating with heterozygous individuals may include reduced risk of disease transmission and potential for high-quality paternal care (Kirkpatrick & Ryan, 1991; Roberts et al., 2005).

Facial attractiveness and averageness is associated with heterozygosity in the genes of the major histocompatibility complex (MHC; Lie et al., 2008; Roberts et al., 2005). The MHC complex appears to be involved in mate selection processes of various vertebrate species including humans (Kamiya, O'Dwyer, Westerdahl, Senior, & Nakagawa, 2014; Winternitz, Abbate, Huchard, Havlíček, & Garamszegi, 2017). MHC genes are extremely polymorphic and code for cell-surface peptides that are responsible for recognition of foreign antigens and thereby initiating an immune response. As the MHC is expressed codominantly, heterozygous individuals are able to present a broader spectrum of peptides and thus provide resistance to a wider range of pathogens compared with MHC homozygotes (Havlíček & Roberts, 2009). Consistent with this, MHC heterozygotes have faces that appear more healthy (Roberts et al., 2005). There is also some evidence showing preferences for body odour of MHC heterozygotes: Male body odour attractiveness as

rated by women was positively associated with MHC heterozygosity, but there was no similar pattern when men rated female body odour samples (Thornhill et al., 2003).

Based on this evidence, one may speculate whether composite body odours might perceptually mimic odours of heterozygote individuals, as has been observed in studies of composite faces. If so, one would predict that body odour composites—individual odours blended and presented together—would be rated more positively than the individual samples. A test of this prediction could have important consequences for the methodology of body odour studies. Numerous previous studies have presented composite odours to assessors to test potential communicatory significance of body odours. They use composite odours in an attempt to achieve a representative odour sample associated with a particular characteristic or state of interest while reducing the importance of individual variability in odour profiles. Thus, the rationale behind these studies is that composite body odours (usually created by pooling odour samples from people with a given characteristic) will contain shared qualities based on their group attributes, such as gender (Lübke et al., 2014; Mutic, Moellers, Wiesmann, & Freiherr, 2016) and sexual orientation (Martins et al., 2005). Similarly, composite body odours have been used for testing various affective states such as happiness and fear (Chen & Haviland-Jones, 2000), disgust (de Groot, Smeets, Kaldewaij, Duijndam, & Semin, 2012), sadness (Gelstein et al., 2011), anxiety (Haegler et al., 2010; Pause, Adolph, Prehn-Kristensen, & Ferstl, 2009; Pause, Lübke, Laudien, & Ferstl, 2010; Pause, Ohrt, Prehn, & Ferstl, 2004; Prehn-Kristensen et al., 2009; Zernecke et al., 2011), and stress (Dalton, Mauté, Jaén, & Wilson, 2013; Mujica-Parodi et al., 2009; Prehn, Ohrt, Sojka, Ferstl, & Pause, 2006; Radulescu & Mujica-Parodi, 2013). While the approach used in such studies is potentially very useful, it is currently unknown whether creating such composites might influence hedonic qualities.

In light of this, here we aimed to test the effects of composite odour creation on the perception of odour attractiveness, pleasantness and intensity. We created odour composites comprising two and four individual odours and tested whether these composite body odours are rated more positively compared with the distinct odours from the same individuals.

Methods

Raters

The individual samples were assessed by 110 raters (56 men, mean age 24.1 years, range 18–34; 54 women, mean age 23.4, range 19–35) as part of previously reported studies (Fialová & Havlíček, 2012; Fialová, Roberts, & Havlíček, 2016). The composite samples were assessed by 98 raters (50 men, mean age 23.9, range 19–33; 48 women, mean age 22.8, range 19–35). The two sets of raters were independent—no rater assessed both individual and composites. The raters were mostly Charles University students and were contacted via e-mail, posters or by oral invitation. Raters reported no respiratory or other diseases at the time of the study or any problems or medication that could influence their olfactory abilities. All women were using hormonal contraception to avoid changes in olfactory perception during the menstrual cycle (Martinec Nováková, Havlíček, & Roberts, 2014). Following the procedure used in previous studies, we assumed no systematic fluctuation in olfactory ability over time due to hormonal contraceptive use, and thus scheduling of assessments was unrestricted (e.g., Fialová et al., 2016; Kohoutová, Rubešová, & Havlíček, 2011; Sobotková, Fialová, Roberts, & Havlíček, 2017). Raters received 100 CZK (approximately US\$5) as compensation for their time.

The study was conducted according to the guidelines laid down in the Declaration of Helsinki, and all procedures involving human subjects were approved by the institutional

review board of Charles University, Faculty of Science. Written informed consent was obtained from all participants.

Odour Stimuli

Twenty-six men (mean age 25.2 years; range 18–34) and 12 women (mean age 22.4; range 20–26), mostly students at Charles University (Prague, Czech Republic), participated as odour donors (sample size varies across men and women because the participants were originally recruited for the purpose of two other studies). All donors were nonsmokers and reported no dermatological or other diseases at the time of the study. No men shaved their armpits, while all women shaved their armpits; axillary shaving was kept constant within sex as it might affect perceived quality of the axillary odour (Kohoutová et al., 2011). All women used hormonal contraception to avoid possible body odour quality fluctuations across the menstrual cycle (Havlíček, Dvořáková, Bartoš, & Flegr, 2006; Kuukasjarvi et al., 2004). Male and female donors were given 400 CZK (approximately US\$20) and 1,000 CZK (approximately US\$40), respectively, in compensation for their time and potential inconvenience caused by the prescribed diet and according to duration of the study and its demands.

The odour donors were asked to avoid consuming smelly and spicy food, alcohol, smoking or using any cosmetics on the day before and during the sampling day (48 hr overall). They attached 100% cotton pads under each armpit using surgical tape and wore the pads for 12 h overnight (see Havlíček, Lenochová, Oberzaucher, Grammer, & Roberts, 2011). To avoid odour contamination from extrinsic ambient odours, the donors were asked to wear as the first layer of clothing a new white 100% cotton T-shirt that had been previously washed without washing powder. In the morning, they placed the pads in ziplock plastic bags and returned them to the experimenters. The samples were immediately placed in a freezer at -21°C to prevent further microbial action and possible changes in odour quality. Freezing has been shown to have no significant effect on hedonic ratings (Lenochova, Roberts, & Havlicek, 2008). Time elapsed between removing the pads and onset of freezing was approximately 1 to 2 hr. Each donor's conformity with the instructions was checked by a questionnaire, and no violations on the day of sampling were recorded.

To create composite body odours, we first ranked the individual samples of either sex based on their attractiveness ratings. Male and female composite odours were then created by blending two or four individual samples. We used previously unused pads that had been collected at the same time from each individual; to do this, we used the pads collected from the other armpit than the one that had been used for previous ratings of the individual samples. Each pad was cut into half and pooled with halved pads from other same-sex individuals who lay adjacent along the attractiveness continuum. In this way, we obtained 19 composites comprised of 2 individual samples and 9 composites comprised of 4 individual samples.

Odour Rating Procedure

Ratings took place in a quiet, ventilated room. The samples from one randomly chosen armpit of each odour donor were assessed individually, by the first set of raters. The second set of raters assessed the composites, originating from the other armpit and pooled as described earlier. Both kinds of samples were presented in 250 ml opaque jars labelled with a code. Participants were asked to sniff each jar; ratings were recorded immediately after sniffing each stimulus, but the time spent sniffing was not restricted. To avoid adaptation, the samples were randomly split into subsets, and raters were given approximately 10 min break

between assessing each set. All samples were thawed before the rating session and then assessed in a randomized order regarding their (a) pleasantness, (b) attractiveness and (c) intensity, each on a 7-point scale. Both ends of each scale were verbally anchored by descriptors (e.g., *very unpleasant* and *very pleasant*). If raters found any of the samples too weak to assess, they could select an option “I cannot smell the sample” instead of rating using the scales (this occurred for 4.9% of the individual samples, 3.4% of the two-composite body odour samples, and 4% of the four-composite body odour samples). Such instances were not included in analyses, and hence the sample sizes of analyses can vary.

Statistical Analysis

Kolmogorov–Smirnov tests showed normal data distribution for all dependent variables. We computed mean values from the ratings of the individual samples that were used for creating composite body odour samples and compared them with actual ratings of composite body odour samples using paired *t* tests (e.g., for the two-odour composites, the ratings of 19 composites were compared with 19 average scores from their constituent individual odour pairs). To investigate sex differences in ratings of composite body odour samples, we used a two-way analysis of variance (ANOVA) with odour type and sex as a factor (two levels: two- and four-composite body odours and two levels: male, female, respectively). To explore whether composite body odour samples retain qualities of the individual odours, we first ranked the individual samples of either sex based on their attractiveness ratings and then split two- and four-composite body odours by the median value of the constituent samples. Subsequently, we compared the above median and below median samples by an independent samples *t* test. In what follows, mean values calculated from ratings of the individual samples and actual ratings of the composite body odour samples are referred to as calculated samples and rated samples, respectively. We also tested for possible relationships between individual samples and composite body odour samples using bivariate correlations.

Results

Ratings of the Individual Versus Composite Body Odours

We found no significant differences between mean ratings of the individual samples and composite body odour samples (Figure 1; all $ps > .16$; for detailed results, see Tables 1 and 2). These means were calculated from the full sample of raters (i.e., both male and female raters). Subsequently, we performed a two-way ANOVA for ratings of only opposite-sex odour samples. This also did not reveal any significant differences in women’s ratings of individual, two- and four-composite male odour samples, neither for pleasantness, $F(2, 68) = 0.008$, $p = .992$; attractiveness, $F(2, 68) = 0.159$, $p = .854$ or intensity, $F(2, 68) = 0.287$, $p = .752$. Similarly, there were no significant differences in men’s ratings of individual, two- and four-composite female odour samples, for pleasantness, $F(2, 30) = 0.605$, $p = .553$; attractiveness, $F(2, 30) = 0.726$, $p = .492$ or intensity, $F(2, 30) = 0.017$, $p = .983$.

To test whether composite body odours retain properties of the individual samples, we split two- and four-composite body odours by the median value of the constituent samples. We found that two-composite body odours consisting of above median samples were perceived as more pleasant, $t(16) = 6.213$, $p < .001$; attractive, $t(16) = 6.466$, $p < .001$ and intense, $t(16) = 7.756$, $p < .001$, compared with below median samples. However, differences were not significant in four-composite body odours either in pleasantness, $t(6) = 0.437$, $p = .678$; attractiveness, $t(6) = 0.601$, $p = .570$ or intensity, $t(6) = -0.387$, $p = .712$; see Figure 2(a) and (b). For explorative purposes, we further performed

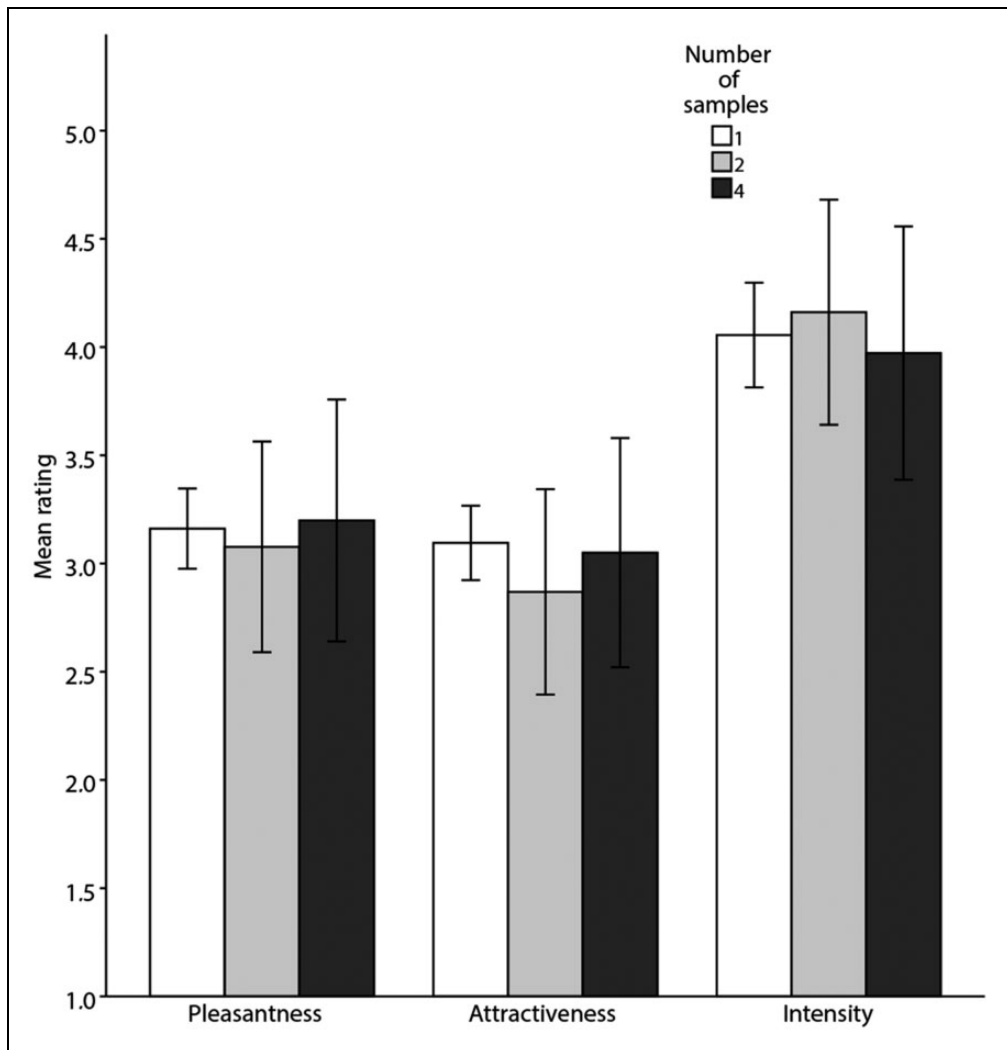


Figure 1. Mean ratings (\pm 95% CI) of calculated individual (white bars), rated two- (light grey bars) and four- (dark grey bars) composite body odour samples concerning their pleasantness, attractiveness and intensity. The individual samples were assessed by 110 raters and composite stimuli by 98 raters using 7-point scale (e.g., 1 = very unpleasant and 7 = very pleasant).

a one-way ANOVA comparing individual four-composite samples and found significant differences in their attractiveness, $F(8, 349)=9.744$, $p < .001$. A Tukey post hoc test revealed that Sample 1 was rated significantly more attractive than Sample 5 ($p = .042$) and Samples 8 and 9 ($p < .001$). Moreover, Sample 2 was significantly more attractive than all samples ($p = .05$) except Sample 1 (see Figure 3).

Sex Differences in Ratings of the Composite Body Odours

A two-way ANOVA showed that male and female ratings did not significantly differ in pleasantness, $F(1, 52)=1.092$, $p = .301$; attractiveness, $F(1, 52)=1.143$, $p = .290$ and

Table 1. Differences Between Mean Ratings (\pm SD) of Pleasantness, Attractiveness and Intensity of the Actually Rated Composite Body Odour Samples and Mean Values Calculated From Ratings of the Respective Individual Samples.

Composite	Characteristic		<i>M</i> (SD)	<i>t</i>	<i>df</i>	<i>p</i>	Cohen's <i>d</i>
2	Pleasantness	Rated	3.08 (1.0)	0.56	18	.58	0.1
		Calculated	3.17 (0.73)				
2	Attractiveness	Rated	2.87 (0.98)	1.48	18	.16	0.37
		Calculated	3.13 (0.16)				
2	Intensity	Rated	4.16 (1.08)	0.63	18	.53	0.17
		Calculated	4.03 (0.19)				
4	Pleasantness	Rated	3.2 (0.73)	1.11	8	.3	0.25
		Calculated	3.38 (0.72)				
4	Attractiveness	Rated	3.05 (0.69)	2.11	8	.67	0.35
		Calculated	3.29 (0.68)				
4	Intensity	Rated	3.97 (0.76)	0.59	8	.57	0.18
		Calculated	3.81 (0.96)				

Table 2. Comparison of Mean Ratings (\pm SD) of the Individual Samples and Two- and Four-Composite Body Odour Samples Concerning Their Pleasantness, Attractiveness and Intensity.

Characteristic	Individual sample/composite	<i>M</i> (SD)	Paired samples		<i>t</i>	<i>df</i>	<i>p</i>	Cohen's <i>d</i>
Pleasantness	1	3.16 (0.81)	1	2	0.25	18	.8	0.09
	2	3.08 (1)	1	4	0.48	8	.64	0.05
	4	3.2 (0.73)	2	4	1.02	8	.34	0.14
Attractiveness	1	3.1 (0.75)	1	2	0.98	18	.34	0.26
	2	2.87 (0.98)	1	4	0.08	8	.94	0.07
	4	3.05 (0.69)	2	4	0.87	8	.41	0.21
Intensity	1	4.06 (1.06)	1	2	0.35	18	.73	0.09
	2	4.16 (1.08)	1	4	0.17	8	.87	0.1
	4	3.97 (0.76)	2	4	0.62	8	.55	0.2

intensity, $F(1, 52)=0.575$, $p=.452$, nor was there any interaction between rater sex and number of composite body odour samples, for pleasantness, $F(1, 52)=0.040$, $p=.842$; attractiveness, $F(1, 52)=0.108$, $p=.743$ or intensity, $F(1, 52)=0.060$, $p=.807$.

Correlation Between Individual and Composite Body Odours

We found significant positive correlations between ratings of two- and four-composite body odour samples and mean values of the individual odours, for pleasantness (two-samples: $r=.663$, $p=.002$; four-samples: $r=.783$, $p=.013$), attractiveness (two-samples: $r=.647$, $p=.003$; four-samples: $r=.873$, $p=.002$) and intensity (two-samples: $r=.603$, $p=.006$; four-samples: $r=.589$, $p=.095$; see Figure 4(a) and (b), Tables 3 and 4).

Correlation Between Ratings of Characteristics

Very strong positive correlations between pleasantness and attractiveness ratings (two-samples: $r=.998$, $p<.001$; four-samples: $r=.981$, $p<.001$), and very strong negative correlations between pleasantness and intensity (two-samples: $r=-.862$, $p<.001$; four-

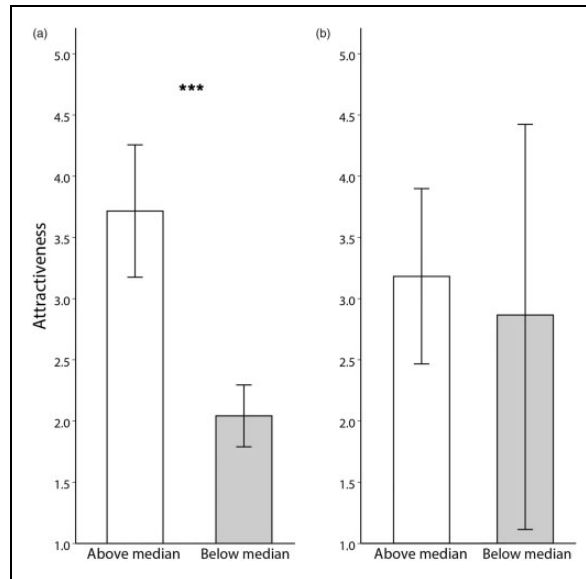


Figure 2. Mean attractiveness ratings (\pm 95% CI) of (a) two-composite body odours and (b) four-composite body odours above (white bars) and below (grey bars) the median. Asterisk indicates level of significance; *** $p < .001$ level.

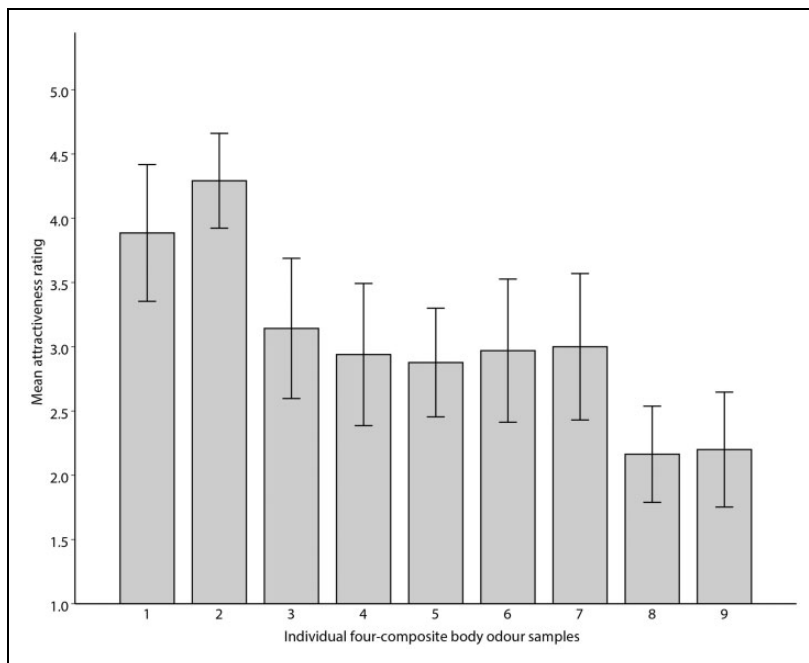


Figure 3. Mean attractiveness ratings (\pm 95% CI) of four-composite body odour samples. Numbers at individual bars indicate rank of each sample based on mean values calculated from attractiveness ratings of the respective individual odours.

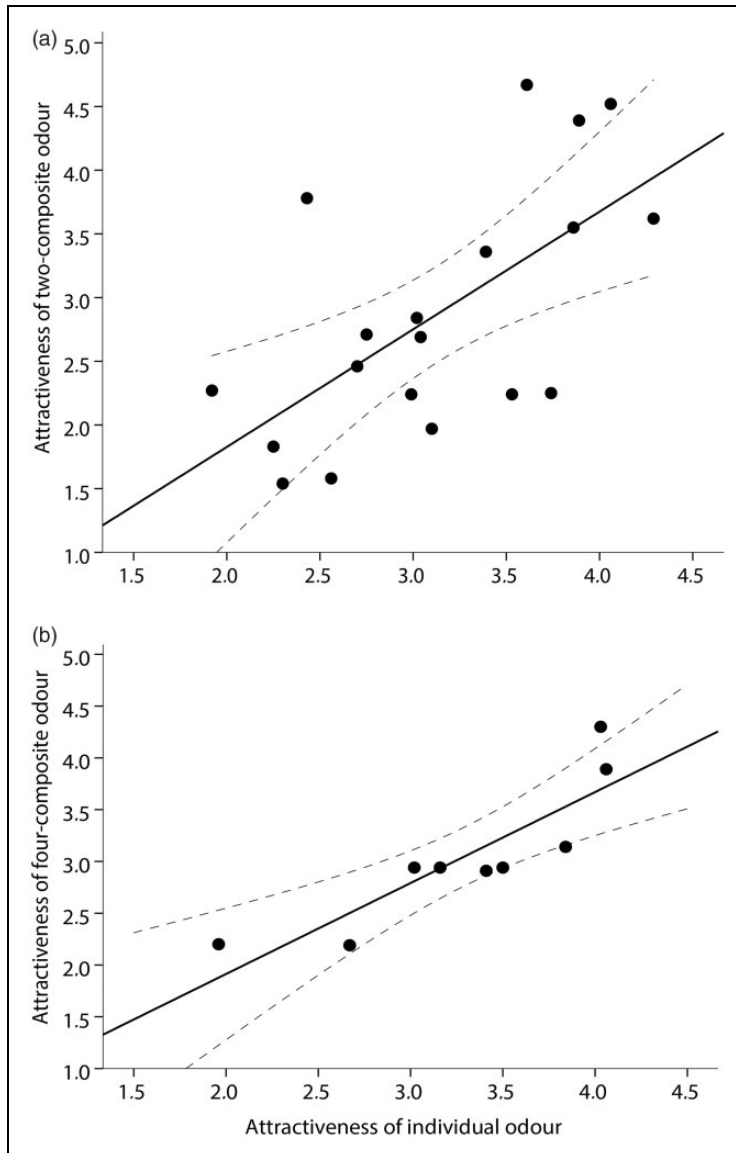


Figure 4. Positive correlation between attractiveness ratings of (a) two-composite body odour samples ($r = .63$) and (b) four-composite body odour samples ($r = .87$) and mean values calculated from ratings of the respective individual odours. Dashed lines indicate 95% CI.

samples: $r = -.936$, $p < .001$) and between attractiveness and intensity (two-samples: $r = -.856$, $p < .001$; four-samples: $r = -.913$, $p = .001$) were found (for more details, see Tables 3 and 4).

Discussion

The main aim of this study was to test whether composite body odours are rated more positively as compared with the individual samples collected from the same individuals.

Table 3. Correlation Between Ratings of Two-Composite Body Odour Samples (Rated—R) and Individual Odours (Calculated—C).

	Pleasantness R	Attractiveness R	Intensity R	Pleasantness C	Attractiveness C	Intensity C
Pleasantness R		.998***	— .862***	.663**	.652**	— .515*
Attractiveness R			— .856***	.647**	.636**	— .486*
Intensity R				— .659**	— .631**	.603**
Pleasantness C					.988***	— .881***
Attractiveness C						— .866***
Intensity C						

Note. Asterisks indicate level of significance; * $p < .05$. ** $p < .01$. *** $p < .001$.

Table 4. Correlation Between Ratings of Four-Composite Body Odour Samples (Rated—R) and Individual Odours (Calculated—C).

	Pleasantness R	Attractiveness R	Intensity R	Pleasantness C	Attractiveness C	Intensity C
Pleasantness R		.981***	— .936***	.783*	.805**	— .638
Attractiveness R			— .913**	.864**	.873**	— .741*
Intensity R				— .672*	— .703*	.589
Pleasantness C					.992***	— .914**
Attractiveness C						— .928***
Intensity C						

Note. Asterisks indicate level of significance; * $p < .05$. ** $p < .01$. *** $p < .001$.

The rationale was that composite body odours might be more positively perceived because they would be more “average,” as analogously observed in facial attractiveness studies, and perhaps because they perceptually mimic the odour of relatively heterozygous individuals. Contrary to expectation, we did not find significant differences between ratings of the individual samples and both two- or four-composite body odours, and the same pattern was observed for ratings of opposite-sex samples. Similarly, we did not find any positive association between the number of individual body odours constituting composite odours and its attractiveness ratings, as has been observed in facial images. However, we did find significant positive correlations between ratings of two- and four-composite body odours and calculated values of individual odours.

Moreover, our results suggest that two-composite body odour samples retain qualities of the constituent individual odours as we found significant differences between the lower and upper halves of the distribution. The differences were not significant for four-composite body odour samples, perhaps as a consequence of limited sample size, but visual inspection of the data (see Figure 3) indicates that four-composite body odour samples do appear to retain the qualities of the individual constituent samples.

As described earlier, our research was inspired by studies on facial attractiveness. These studies systematically show that composite facial images are perceived as more attractive than the constituent images (Langlois & Roggman, 1990). This was also observed to be independent of their higher bilateral symmetry (Rhodes et al., 1999), another factor

contributing to perceived attractiveness (Little & Jones, 2003). The attractiveness of composite images thus appears to be due to their higher prototypicality (Rhodes & Tremewan, 1996); that is, they represent an average facial morphology and may thus mimic heterozygosity in individual faces. These processes are, however, far from how the olfactory system perceives chemical mixtures. Several previous studies have shown that odour mixtures might be perceived quite differently from their constituents (e.g., Thomas-Danguin et al., 2014). Some scholars thus refer to odour mixtures as having emergent perceptual qualities that are frequently difficult to predict from the qualities of the constituents. Furthermore, it has been shown that humans, including professional “noses,” perform rather poorly in identifying individual chemicals from odour mixtures (Jinks & Laing, 1999).

Another possible mechanism is that higher attractiveness of facial composites, due to their prototypicality, is frequently perceived as more familiar. Unfortunately, we did not collect these ratings. Thus, whether composite body odours are perceived as more familiar remains an open question.

Limitations

In our study, we employed as body odour donors and raters women using hormonal contraception to avoid possible fluctuations in body odour attractiveness (Havlíček, Dvořáková, Bartoš, & Flegr, 2006; Kuukasjarvi et al., 2004) and olfactory abilities (Martinec Nováková et al., 2014) during regular menstrual cycling. A previous study has revealed shifts in MHC-related body odour in contraceptive users (Roberts, Gosling, Carter, & Petrie, 2008), and one may thus argue that our null findings might be thus attributable to the fact that we employed contraceptive users. However, a recent meta-analysis did not show significant differences related to preferences for MHC dissimilarity between contraceptive users and nonusers (Winternitz et al., 2017). In any case, the main advantage in employing hormonal contraceptive users as body odour donors was that we aimed to limit the known effect of cyclic fluctuations, which could drastically interfere with the process of creating blends across individual donors of different cycle phases. We suggest that this step should only increase, and not interfere with, the chance to observe a positive effect of composite body odours because it reduces noise in the collected samples. It is also worth noting that studies of facial composite images, which find robust effects, did not similarly control for effects of hormonal contraception in women either contributing facial photographs or ratings (Langlois & Roggman, 1990; Rhodes & Tremewan, 1996; Rhodes et al., 1999); this seems to us to suggest a likely sensory specificity in how composites of odours and faces are perceived.

Another potential limitation is that, when assessing individual odours and two-composite body odour samples, raters were presented with either one complete cotton pad or two halves, but four-composite samples were created using four halved pads. The difference in the amount of presented material may potentially affect perception of body odour intensity. However, this does not seem to be the case, as we did not find any significant differences between pleasantness, attractiveness and intensity ratings of the individual samples and two- and four-odour composites.

Implications for Future Studies

Several previous studies have employed composite body odours from individuals sharing characteristics of interest, for example, their sexual orientation (Martins et al., 2005) or affective state (Pause et al., 2004), with the unstated assumption that shared features of the individual odours would be perceivable in the composite stimuli. Our results indicate that

individual hedonic qualities, at least, are retained in the odour composites, although further study is needed to investigate the retention of other trait-specific cues. We created composites from individual odours similar in their attractiveness, as this was the most efficient way to test the effect in question. However, it remains an open question as to whether composites made of individual odours that are more variable in hedonic quality would be perceived simply as an average of the constituents or whether such mixtures would show some different, emergent quality. Previous studies investigating interactions between individual body odour and perfume have shown that qualities of the resulting blends cannot be reliably predicted (Sobotková et al., 2017). In a related study, one of the components was kept constant (i.e., the odour donors applied the same perfume), nevertheless the variability in hedonic quality of the blends was comparable with that seen in the body odours alone (Lenochová et al., 2012). Whether patterns observed in studies on perfume-body odour blends can be generalized to the blends of individual body odours should be addressed in future studies.

Remarkably, it has been repeatedly shown that even though perceived qualities of body odour samples tend not to differ during hedonic assessment (e.g., pleasantness), they do induce other effects on individuals exposed to these stimuli, for example, in their autonomic response (Adolph, Schlösser, Hawighorst, & Pause, 2010), anxiety levels (Albrecht et al., 2011) or cognitive functioning (Chen, Katdare, & Lucas, 2006; Gelstein et al., 2011). This evidence suggests that lack of consciously perceived differences does not exclude the possibility of odours transferring other socially relevant cues.

Finally, our findings cannot be interpreted as evidence against a link between heterozygosity and attractiveness. Previous studies indicate that individual body odour samples provide cues to heterozygosity (Thornhill et al., 2003), and this might be specifically linked to heterozygosity in MHC genes that is important in MHC-based mate choice providing direct fitness benefits (Havlíček & Roberts, 2009; Winternitz et al., 2017). Nevertheless, our results demonstrate that the validity of composite body odour samples to test hypotheses about heterozygosity might be limited. It also provides a caution for scholars primarily interested in testing evolutionary hypotheses that the proximate mechanisms that underlie interpreted functional outcomes must be treated with extreme care.

Acknowledgements

The authors would like to thank all the volunteers and Vít Třebický for many helpful advices and help with statistical analysis and two anonymous reviewers for their valuable comments.

Declaration of Conflicting Interests

The author(s) declared no potential conflicts of interest with respect to the research, authorship, and/or publication of this article.

Funding

The author(s) disclosed receipt of the following financial support for the research, authorship, and/or publication of this article: This work was supported by a Czech Science Foundation grant (J. F. and J. H., GAČR 18-15168S), by the project “Sustainability for the National Institute of Mental Health,” under grant number LO1611, with a financial support from the Ministry of Education, Youth and Sports of the Czech Republic under the NPU I program, and statutory research funds (A. S.).

References

- Adolph, D., Schlösser, S., Hawighorst, M., & Pause, B. M. (2010). Chemosensory signals of competition increase the skin conductance response in humans. *Physiology & Behavior*, 101, 666–671. doi:10.1016/j.physbeh.2010.08.004
- Aizenstein, H., MacDonald, A., Stenger, V., Nebes, R., Larson, J., Ursu, S., & Carter, C. (2000). Complementary category learning systems identified using event-related functional MRI. *Journal of Cognitive Neuroscience*, 12, 977–987. doi:10.1162/08989290051137512
- Albrecht, J., Demmel, M., Schopf, V., Kleemann, A. M., Kopietz, R., May, J., ... Wiesmann, M. (2011). Smelling chemosensory signals of males in anxious versus nonanxious condition increases state anxiety of female subjects. *Chemical Senses*, 36, 19–27. doi:10.1093/chemse/bjq087
- Chen, D., & Haviland-Jones, J. (2000). Human olfactory communication of emotion. *Perceptual and Motor Skills*, 91, 771–781. doi: 10.2466/pms.2000.91.3.771.
- Chen, D., Katdare, A., & Lucas, N. (2006). Chemosignals of fear enhance cognitive performance in humans. *Chemical Senses*, 31, 415–423. doi:10.1093/chemse/bjj046
- Dalton, P., Mauté, C., Jaén, C., & Wilson, T. (2013). Chemosignals of stress influence social judgments. *PLoS One*, 8, e77144. doi:10.1371/journal.pone.0077144
- de Groot, J. H. B., Smeets, M. A. M., Kaldewaij, A., Duijndam, M. J. A., & Semin, G. R. (2012). Chemosignals communicate human emotions. *Psychological Science*, 23, 1417–1424. doi:10.1177/0956797612445317
- Enquist, M., & Arak, A. (1994). Symmetry, beauty and evolution. *Nature*, 372, 169–172. doi:10.1038/372169a0
- Fialová, J., & Havlíček, J. (August, 2012). *Does restriction of caloric intake affect human body odour?* Poster presented at the XXI Biennial Conference on Human Ethology, Vienna, Austria.
- Fialová, J., Roberts, S. C., & Havlíček, J. (2016). Consumption of garlic positively affects hedonic perception of axillary body odour. *Appetite*, 97, 8–15. doi:10.1016/j.appet.2015.11.001
- Galton, F. (1879). Composite portraits, made by combining those of many different persons into a single resultant figure. *The Journal of the Anthropological Institute of Great Britain and Ireland*, 8, 132–144.
- Gelstein, S., Yeshurun, Y., Rozenkrantz, L., Shushan, S., Frumin, I., Roth, Y., & Sobel, N. (2011). Human tears contain a chemosignal. *Science*, 331, 226–230. doi:10.1126/science.1198331
- Grammer, K., & Thornhill, R. (1994). Human (*Homo sapiens*) facial attractiveness and sexual selection: The role of symmetry and averageness. *Journal of Comparative Psychology*, 108, 233–242. doi: 10.1037/0735-7036.108.3.233.
- Haegler, K., Zernecke, R., Kleemann, A. M., Albrecht, J., Pollatos, O., Bruckmann, H., & Wiesmann, M. (2010). No fear no risk! Human risk behavior is affected by chemosensory anxiety signals. *Neuropsychologia*, 48, 3901–3908. doi:10.1016/j.neuropsychologia.2010.09.019
- Havlíček, J., Dvořáková, R., Bartoš, L., & Flegr, J. (2006). Non-advertized does not mean concealed: Body odour changes across the human menstrual cycle. *Ethology*, 112, 81–90. doi:10.1111/j.1439-0310.2006.01125.x
- Havlíček, J., Lenochová, P., Oberzaucher, E., Grammer, K., & Roberts, S. C. (2011). Does length of sampling affect quality of body odor samples? *Chemosensory Perception*, 4, 186–194. doi:10.1007/s12078-011-9104-6
- Havlíček, J., & Roberts, S. C. (2009). MHC-correlated mate choice in humans: A review. *Psychoneuroendocrinology*, 34, 497–512. doi:10.1016/j.psyneuen.2008.10.007
- Jinks, A., & Laing, D. G. (1999). A limit in the processing of components in odour mixtures. *Perception*, 28, 395–404. doi:10.1068/p2898
- Kamiya, T., O'Dwyer, K., Westerdaal, H., Senior, A., & Nakagawa, S. (2014). A quantitative review of MHC-based mating preference: The role of diversity and dissimilarity. *Molecular Ecology*, 23, 5151–5163. doi:10.1111/mec.12934
- Kirkpatrick, M., & Ryan, M. J. (1991). The evolution of mating preferences and the paradox of the lek. *Nature*, 350, 33–38. doi:10.1038/350033a0

- Kohoutová, D., Rubešová, A., & Havlíček, J. (2011). Shaving of axillary hair has only a transient effect on perceived body odor pleasantness. *Behavioral Ecology and Sociobiology*, 66, 569–581. doi:10.1007/s00265-011-1305-0
- Kuukasjarvi, S., Eriksson, C. J. P., Koskela, E., Mappes, T., Nissinen, K., & Rantala, M. J. (2004). Attractiveness of women's body odors over the menstrual cycle: The role of oral contraceptives and receiver sex. *Behavioral Ecology*, 15, 579–584. doi:10.1093/beheco/arh050
- Langlois, J., Roggman, L., & Musselman, L. (1994). What is average and what is not average about attractive faces? *Psychological Science*, 5, 214–220.
- Langlois, J. H., & Roggman, L. A. (1990). Attractive faces are only average. *Psychological Science*, 1, 115–121. doi:10.1111/j.1467-9280.1990.tb00079.x
- Lenochova, P., Roberts, S. C., & Havlicek, J. (2008). Methods of human body odor sampling: The effect of freezing. *Chemical Senses*, 34, 127–138. doi:10.1093/chemse/bjn067
- Lenochová, P., Vohnoutová, P., Roberts, S. C., Oberzaucher, E., Grammer, K., & Havlíček, J. (2012). Psychology of fragrance use: Perception of individual odor and perfume blends reveals a mechanism for idiosyncratic effects on fragrance choice. *PLoS One*, 7, e33810. doi:10.1371/journal.pone.0033810
- Lie, H. C., Rhodes, G., & Simmons, L. W. (2008). Genetic diversity revealed in human faces. *Evolution*, 62, 2473–2486. doi:10.1111/j.1558-5646.2008.00478.x
- Little, A. C., & Jones, B. C. (2003). Evidence against perceptual bias views for symmetry preferences in human faces. *Proceedings of the Royal Society of London B: Biological Sciences*, 270, 1759–1763. doi:10.1098/rspb.2003.2445
- Lübke, K. T., Croy, I., Hoenen, M., Gerber, J., Pause, B. M., & Hummel, T. (2014). Does human body odor represent a significant and rewarding social signal to individuals high in social openness? *PLoS One*, 9, 1–7. doi:10.1371/journal.pone.0094314
- Martindale, C., & Moore, K. (1988). Priming, prototypicality, and preference. *Journal of Experimental Psychology: Human Perception and Performance*, 14, 661–670. doi:10.1037//0096-1523.14.4.661
- Martinec Nováková, L., Havlíček, J., & Roberts, S. C. (2014). Olfactory processing and odor specificity: A meta-analysis of menstrual cycle variation in olfactory sensitivity. *Anthropological Review*, 77, 331–345. doi:10.2478/anre-2014-0024
- Martins, Y., Preti, G., Crabtree, C. R., Runyan, T., Vainius, A. A., & Wysocki, C. J. (2005). Preference for human body odors is influenced by gender and sexual orientation. *Psychological Science*, 16, 694–701. doi:10.1111/j.1467-9280.2005.01598.x
- Mujica-Parodi, L. R., Strey, H. H., Frederick, B., Savoy, R., Cox, D., Botanov, Y., . . . Weber, J. (2009). Chemosensory cues to conspecific emotional stress activate amygdala in humans. *PLoS One*, 4, e6415. doi:10.1371/journal.pone.0006415
- Mutic, S., Moellers, E. M., Wiesmann, M., & Freiherr, J. (2016). Chemosensory communication of gender information: Masculinity bias in body odor perception and femininity bias introduced by chemosignals during social perception. *Frontiers in Psychology*, 6, 1–11. doi:10.3389/fpsyg.2015.01980
- Pause, B. M., Adolph, D., Prehn-Kristensen, A., & Ferstl, R. (2009). Startle response potentiation to chemosensory anxiety signals in socially anxious individuals. *International Journal of Psychophysiology*, 74, 88–92. doi:10.1016/j.ijpsycho.2009.07.008
- Pause, B. M., Lübke, K., Laudien, J. H., & Ferstl, R. (2010). Intensified neuronal investment in the processing of chemosensory anxiety signals in non-socially anxious and socially anxious individuals. *PLoS One*, 5, e10342. doi:10.1371/journal.pone.0010342
- Pause, B. M., Ohrt, A., Prehn, A., & Ferstl, R. (2004). Positive emotional priming of facial affect perception in females is diminished by chemosensory anxiety signals. *Chemical Senses*, 29, 797–805. doi:10.1093/chemse/bjh245
- Perrett, D. I., May, K. A., & Yoshikawa, S. (1994). Facial shape and judgements of female attractiveness. *Nature*, 368, 239–242. doi:10.1038/368239a0
- Posner, M., & Keele, S. (1968). On the genesis of abstract ideas. *Journal of Experimental Psychology*, 77, 353–363.

- Prehn, A., Ohrt, A., Sojka, B., Ferstl, R., & Pause, B. M. (2006). Chemosensory anxiety signals augment the startle reflex in humans. *Neuroscience Letters*, 394, 127–130. doi:10.1016/j.neulet.2005.10.012
- Prehn-Kristensen, A., Wiesner, C., Bergmann, T. O., Wolff, S., Jansen, O., Mehdorn, H. M., ... Pause, B. M. (2009). Induction of empathy by the smell of anxiety. *PLoS One*, 4, e5987. doi:10.1371/journal.pone.0005987
- Radulescu, A. R., & Mujica-Parodi, L. R. (2013). Human gender differences in the perception of conspecific alarm chemosensory cues. *PLoS One*, 8, 1–8. doi:10.1371/journal.pone.0068485
- Rhodes, G., Sumich, A., & Byatt, G. (1999). Are average facial configurations attractive only because of their symmetry? *Psychological Science*, 10, 52–58. doi:10.1111/1467-9280.00106
- Rhodes, G., & Tremewan, T. (1996). Averageness, exaggeration, and facial attractiveness. *Psychological Science*, 7, 105–110. doi:10.1002/wcs.1316
- Roberts, S. C., Gosling, L. M., Carter, V., & Petrie, M. (2008). MHC-correlated odour preferences in humans and the use of oral contraceptives. *Proceedings of the Royal Society of London B: Biological Sciences*, 275, 2715–2722. doi:10.1098/rspb.2008.0825
- Roberts, S. C., Little, A. C., Gosling, L. M., Perrett, D. I., Carter, V., Jones, B. C., ... Petrie, M. (2005). MHC-heterozygosity and human facial attractiveness. *Evolution and Human Behavior*, 26, 213–226. doi:10.1016/j.evolhumbehav.2004.09.002
- Smith, E. E., Shoben, E. J., & Rips, L. J. (1974). Structure and process in semantic memory: A featural model for semantic decisions. *Psychological Review*, 81, 214–241. doi:10.1037/h0036351
- Sobotková, M., Fialová, J., Roberts, S. C., & Havlíček, J. (2017). Effect of biological relatedness on perfume selection for others: Preliminary evidence. *Perception*, 46, 498–515. doi:10.1177/0301006616682514
- Thomas-Danguin, T., Sinding, C., Romagny, S., El Mountassir, F., Atanasova, B., Le Berre, E., ... Coureaud, G. (2014). The perception of odor objects in everyday life: A review on the processing of odor mixtures. *Frontiers in Psychology*, 5, 504. doi:10.3389/fpsyg.2014.00504
- Thornhill, R., & Gangestad, S. W. (1993). Human facial beauty – Averageness, symmetry, and parasite resistance. *Human Nature*, 4, 237–269. doi:10.1007/BF02692201
- Thornhill, R., Gangestad, S. W., Miller, R., Scheyd, G., McCollough, J. K., & Franklin, M. (2003). Major histocompatibility complex genes, symmetry, and body scent attractiveness in men and women. *Behavioral Ecology*, 14, 668–678. doi:10.1093/beheco/arg043
- Whitfield, T. W. A., & Slatter, P. E. (1979). The effects of categorization and prototypicality on aesthetic choice in a furniture selection task. *British Journal of Psychology*, 70, 65–75. doi:10.1111/j.2044-8295.1979.tb02144.x
- Winternitz, J., Abbate, J., Huchard, E., Havlíček, J., & Garamszegi, L. Z. (2017). Patterns of MHC-dependent mate selection in humans and non-human primates a meta-analysis. *Molecular Ecology*, 26, 668–688. doi:10.1111/mec.13920
- Zernecke, R., Haegler, K., Kleemann, A. M., Albrecht, J., Frank, T., Linn, J., ... Wiesmann, M. (2011). Effects of male anxiety chemosignals on the evaluation of happy facial expressions. *Journal of Psychophysiology*, 25, 116–123. doi:10.1027/0269-8803/a000047.

How to cite this article

Fialová, J., Sorokowska, A., Craig Roberts, S., Kubicová, L., & Havlíček, J. (2018). Human body odour composites are not perceived more positively than the individual samples. *i-Perception*, 9(3), 1–15. doi:10.1177/2041669518766367